

1-2317222-2 ✓ ACTIVE

AMPMODU | AMPMODU 2 mm


TE Internal #: 1-2317222-2

AMPMODU 2 mm, Connector Assembly, Receptacle, Wire-to-Board, 12 Position, 2mm [.079in] Centerline, Insulation Displacement Crimp (IDC), 1 Row

[View on TE.com >](#)



Connectors > PCB Connectors > Wire-to-Board Connectors > Wire-to-Board Connector Assemblies & Housings



Connector Product Type: **Connector Assembly**

Connector & Housing Type: **Receptacle**

Connector System: **Wire-to-Board**

Number of Positions: **12**

Centerline (Pitch): **2 mm [.079 in]**

Features

Product Type Features

Applied Pressure	Standard
Connector Product Type	Connector Assembly
Connector & Housing Type	Receptacle
Connector System	Wire-to-Board
Sealable	No
Connector & Contact Terminates To	Wire & Cable

Configuration Features

Number of Positions	12
Number of Rows	1

Electrical Characteristics

Operating Voltage	125 V
-------------------	-------

Contact Features

Contact Layout	Inline
Contact Retention Within Housing	Without



Contact Type	Socket
Contact Base Material	Phosphor Bronze
Contact Current Rating (Max)	2 A

Termination Features

Termination Method to Wire & Cable	Insulation Displacement Crimp (IDC)
------------------------------------	-------------------------------------

Mechanical Attachment

Strain Relief	Without
Contact Retention Type Within Housing	Locking Lance
Panel Mount Feature	Without
PCB Mount Retention	Without
Mating Retention	With
Connector Mounting Type	Cable Mount (Free-Hanging)

Housing Features

Housing Material	Thermoplastic
Centerline (Pitch)	2 mm [.079 in]
Housing Color	Black

Usage Conditions

Operating Temperature Range	-40 – 105 °C [-40 – 221 °F]
-----------------------------	-----------------------------

Operation/Application

Circuit Application	Signal
---------------------	--------

Product Compliance

For compliance documentation, visit the product page on [TE.com](https://www.te.com)>

EU RoHS Directive 2011/65/EU	Compliant
EU ELV Directive 2000/53/EC	Compliant
China RoHS 2 Directive MIIT Order No 32, 2016	No Restricted Materials Above Threshold
EU REACH Regulation (EC) No. 1907/2006	Current ECHA Candidate List: JAN 2021 (211) Candidate List Declared Against: JAN 2021 (211) Does not contain REACH SVHC
Halogen Content	Low Halogen - Br, Cl, F, I < 900 ppm per homogenous material. Also BFR/CFR/PVC Free












Solder Process Capability

Not applicable for solder process capability


Product Compliance Disclaimer

This information is provided based on reasonable inquiry of our suppliers and represents our current actual knowledge based on the information they provided. This information is subject to change. The part numbers that TE has identified as EU RoHS compliant have a maximum concentration of 0.1% by weight in homogenous materials for lead, hexavalent chromium, mercury, PBB, PBDE, DBP, BBP, DEHP, DIBP, and 0.01% for cadmium, or qualify for an exemption to these limits as defined in the Annexes of Directive 2011/65/EU (RoHS2). Finished electrical and electronic equipment products will be CE marked as required by Directive 2011/65/EU. Components may not be CE marked. Additionally, the part numbers that TE has identified as EU ELV compliant have a maximum concentration of 0.1% by weight in homogenous materials for lead, hexavalent chromium, and mercury, and 0.01% for cadmium, or qualify for an exemption to these limits as defined in the Annexes of Directive 2000/53/EC (ELV). Regarding the REACH Regulation, the information TE provides on SVHC in articles for this part number is based on the latest European Chemicals Agency (ECHA) 'Guidance on requirements for substances in articles' posted at this URL: <https://echa.europa.eu/guidance-documents/guidance-on-reach>


Compatible Parts

 <p>TE Part # 1-2355195-2 12P,2MM,BRK HDR,SRVT,2.8,SN,TB</p>	 <p>TE Part # 1-2355197-2 12P,2MM,BRK HDR,SRVT,2.8,SN,TB W /CAP</p>	 <p>TE Part # 1-2355199-2 12P,2MM,BRK HDR,SRVT,2.8,SN,TR W /CAP</p>	 <p>TE Part # 1-2355201-2 12P,2MM,BRK HDR,SRVT,2.8,SN,BOX</p>
 <p>TE Part # 1-2842101-2 12P,2MM,BRK HDR,SRVT,SMD,SN,TR W/CAP</p>	 <p>TE Part # 1-2842105-2 12P,2MM,BRK HDR,SRVT,SMD,SN,TB W/CAP</p>	 <p>TE Part # 1-2842109-2 12P,2MM,BRK HDR,SRRT,2.8,SN,TB</p>	 <p>TE Part # 1-2842113-2 12P,2MM,BRK HDR,SRRT,2.8,SN,TB W /CAP</p>
 <p>TE Part # 1-2842117-2 12P,2MM,BRK HDR,SRRT,2.8,SN,TR W /CAP</p>	 <p>TE Part # 1-2842121-2 12P,2MM,BRK HDR,SRRT,2.8,SN,BOX</p>	 <p>TE Part # 2326300-1 MTE HEAD ASSY, 2MM IDC</p>	

Also in the Series | **AMPMODU 2 mm**




Board-to-Board Headers & Receptacles(7246)



Compression Headers & Receptacles(1)



Ribbon Connector Accessories(1)



Wire-to-Board Connector Assemblies & Housings(109)



Wire-to-Board Connector Contacts(27)



Wire-to-Board Headers & Receptacles (1)

Documents

Product Drawings

[12P,2MM,REC,IDC,PLAIN,26-30,STRIP,Tin](#)

English

CAD Files

[3D PDF](#)

3D

Customer View Model

[ENG_CVM_CVM_1-2317222-2_1.2d_dxf.zip](#)

English

Customer View Model

[ENG_CVM_CVM_1-2317222-2_1.3d_igs.zip](#)

English

Customer View Model

[ENG_CVM_CVM_1-2317222-2_1.3d_stp.zip](#)

English

By downloading the CAD file I accept and agree to the [Terms and Conditions](#) of use.

Datasheets & Catalog Pages

[Datasheet - Ampmodu 2Mm-Wire-To-Board-Idc](#)

English

Product Specifications

[Application Specification](#)

English